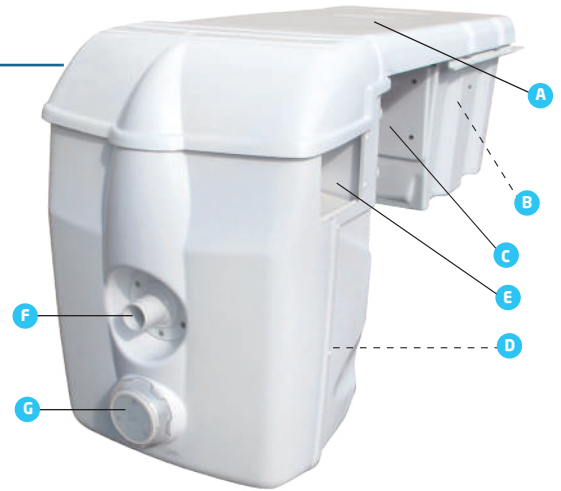




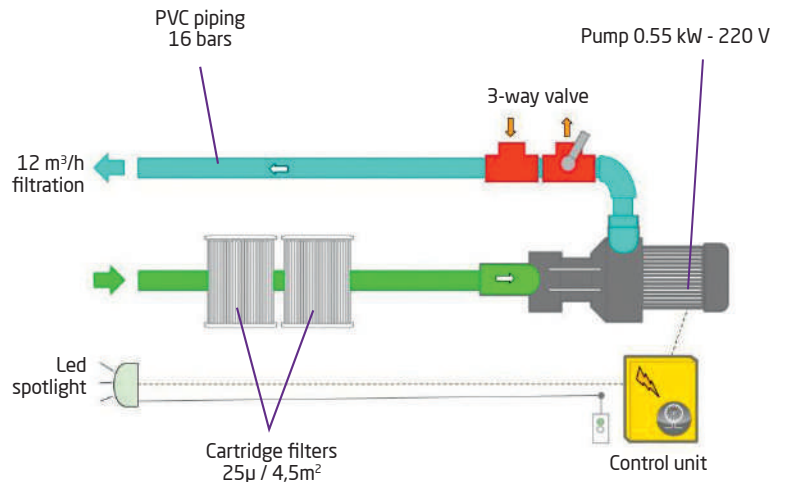

Pools up to 45m<sup>3</sup> max.  
Max. length : 7m

### Equipment

- A** Removable lid with mechanical lock
- B** Filtration (auto and manual) and lighting controls. Separate.
- C** In-ground-section containing:
  - Filter pump (1.2 m<sup>3</sup>/h)
  - **By pass**, for re-routing the return flow to a heat pump, for example.
- D** Two removable filter cartridges with leaf baskets
- E** Skimmers, two water suction inlets
- F** Multi-directional, high-volume return nozzle
- G** White LED spotlight + Remote control  
> Colour optional



### Schematic diagram



### FB Dimensions

